




## ***US 400 P***

Complementary machines




The single head rising blade cutting-off machine, with left loading side, for cutting at angular settings from 15° to the left to 15° to the right and intermediate angles.



## Cutting zone

The rugged horizontal work bench associated with the vertical striker allows optimum positioning of the workpiece to be cut, thus ensuring considerable accuracy of the cut surface.




## Vices

Thanks to the technical solutions adopted, the horizontal and vertical vices ensure the utmost rigidity in workpiece clamping as well as rapid repositioning of the vices. Such characteristic allows the use of this machine in window/door manufacture.



## Control

The control console allows user-friendly and intuitive machine operation. The practical lever with scale serves for rapid angular positioning of the blade. Instead, a further adjusting system allows adjustment of the vice pressure and blade outfeed rate.



## Swarf drawer

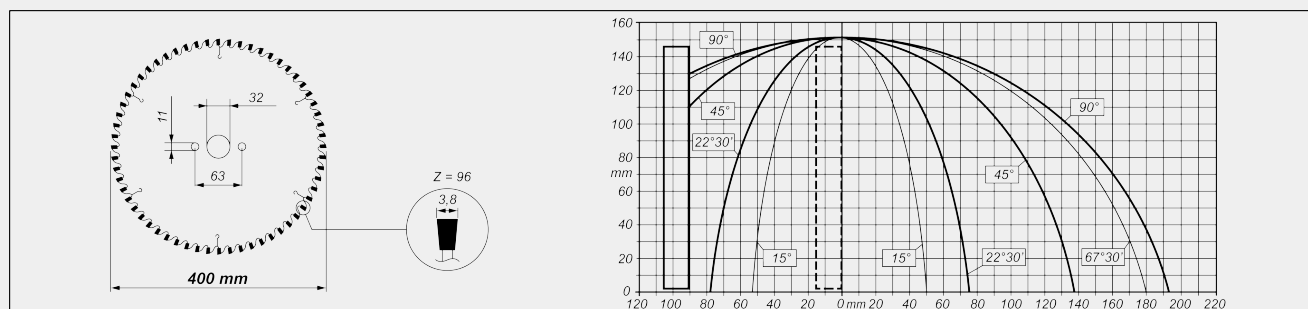
A practical swarf drawer allows efficient collection of the processing debris thus ensuring clean conditions of the machine and work area.

**US 400 P / COMPLEMENTARY MACHINES**
**BLADE**

Made of Widia (mm)

 $\varnothing = 400$ 
**BLADE FEED**

Pneumatic

**CUTTING DIAGRAM**

**CUTTING AREA PROTECTION**

Full guard manually operated

**LUBRICATION SYSTEM**

Spray-mist lubrication with oil emulsion



## WORKPIECE LOCKING

Pair of pneumatic vertical vices	<input checked="" type="radio"/>
Optional additional horizontal vices	2

## MOTOR

Three-phase (without brake)	<input checked="" type="radio"/>
Power (kW)	1,5
Motor speed (rpm)	2.800

Included ☒ Available ☐