



GLS 192 P

Complementary machines




V-cutting saw equipped with two blades for 45° cuts. Equipped with two vertical material clamping units as standard. Equipped with exhaust connectors for connection to an extraction system. Pulsed coolant system. Automatic cutting operation with foot switch control. Options: profile clamping system for special glazing beads; extraction system for residual pieces; roller conveyors; length stop and measuring systems; profile support blocks; blades; glazing bead measuring systems.



Snap-in interchangeable counterblocks

The counterblocks are very easy to change: a snap-in mechanism enables them to be changed without having to use any other tools.



Workpiece clamping system

The workpiece is clamped from above by means of clamps; thin profiles can also be clamped by GLS 192 from the bottom to avoid the risk of deformation and to ensure a greater cutting precision.



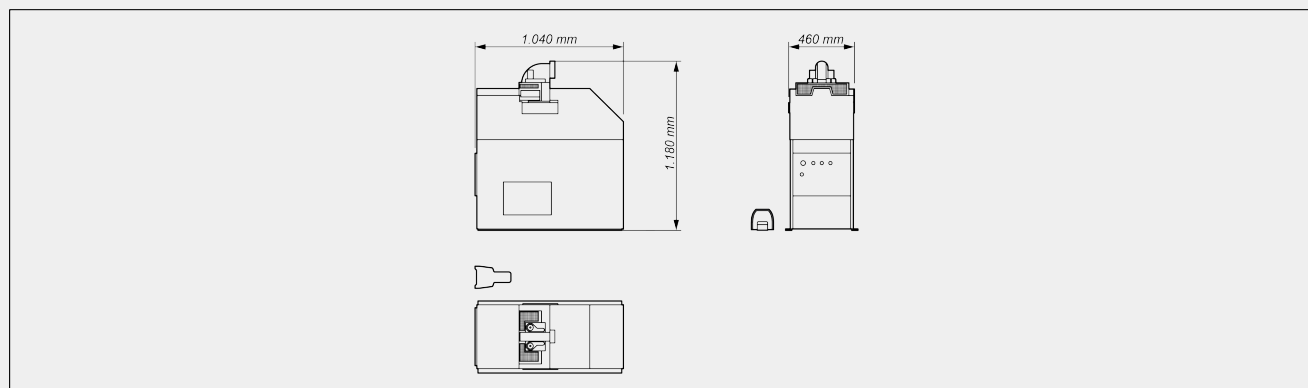
Cutting module

Glass stopper cuts are made by 2 cutting units, one set at 45° and the other at 135°. Each cutting unit is made up of 2 blades: the first actually cuts the glass stopper and the second, which has a smaller diameter, makes the cut in the glass stopper that is to house the gasket. This machine configuration enables 2/4 profiles to be inserted in the counterblocks so that 2/4 glass stoppers can be cut at the same time.



Connection to roller conveyors and stop gauges

Beside the cutting area there is a steel support for connecting the machine to an infeed roller conveyor or a stop gauge that ensures high positioning precision while cutting the glass stopper.

**LAYOUT**

The overall dimensions may vary depending on the product configuration.

WORK AREA

Maximum cutting width (mm)	130
Maximum cutting height (mm)	44,5
Minimum profile length (mm)	240

DIMENSION AND WEIGHT

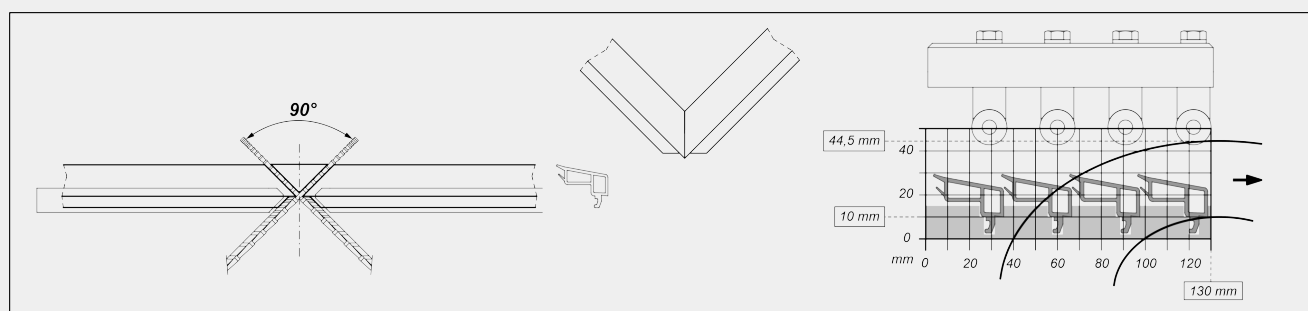
Length (mm)	460
Depth (mm)	1.040
Height (mm)	1.180
Weight (kg)	140

MOTORS

Three-phase asynchronous motors	2
Motors power (kW)	2 x 0,9

**MODES OF OPERATION**

Vertical clamps	2
Additional clamps (optional)	2
Simultaneous cutting of 2 glazing beads	●
Simultaneous cutting of 4 glazing beads	○
Automatic cutting sequence	●
Operation by foot switch	●
Integrated suction socket for connection of a suction device	●

CUTTING DIAGRAM**TOOLS**

Blades type	HM
Blade diameter (mm)	200
Blade diameter (45° beveled) (mm)	98
Blade bore (mm)	32
Blade speed - 50 Hz motor (r.p.m.)	2.800
Blade speed - 60 Hz motor (r.p.m.)	3.400

EQUIPMENT

Vertical clamping device	●
Glazing bead counterblock	○
Glass panel simulation	○
Manual measuring systems	○
Roller conveyor	○
Roller conveyor / measuring system connecting plate	○
Suction socket DN100	●

**ELECTRICAL CONNECTION**

Connected load (without suction) (kW)	1,9
Maximum backup fuse 240V 60Hz (without suction) (A)	15
Maximum backup fuse 400V 50Hz (without suction) (A)	10

PNEUMATIC CONNECTION

Pressure (bar)	7
Hose connection	DN10
Compressed air consumption (7 bar) per working cycle (without spraying) (l)	20

Included ● Available ○