




## SBZ SL3

Cutting and machining centers




25-axis through-feed bar automatic CNC machining line for milling, drilling, cutting, contouring and screwing reinforcements, specialising in the production of PVC window frames. The machining and cutting unit can be equipped with an integrated contouring module for preparing the PVC profile for welding with Seamless® technology. SBZ SL consists of an automatic magazine with a profile through-feed system, complete with gripper movement for profile clamping. Thanks to the synchronised movement of the gripper and bar magazine, the feeder returns to the start position allowing the loader to prepare the next profile at the same time. The dimensional control system for the profile section allows checking if the profile loaded by the operator is the one indicated in the machining list. The milling module, cutting module and contouring module are located in the SBZ SM unit of the machine. There are 11 electrospindles installed on the milling module which allow working on the whole edge of the workpiece, whichever way it faces. The cutting module is equipped with a Ø 500 mm blade with CNC 3-axis horizontal movement. The optional contouring module operates on 3 CNC axes by means of an electrospindle that allows milling the ends of the profiles cut at 45°. An automatic extractor transfers the workpiece from the cutting unit to the intermediate unloading magazine. This 40-position belt magazine transfers profiles from the SBZ SM unit to the SBZ SF2 unit, a machining module for metal-reinforced segments, perfectly balancing the productivity of the two units. The SBZ AS 2/2 high-efficiency automatic screwing unit is installed on this magazine. It consists of a transverse beam on which four torque-controlled screwing units are mounted, which fasten the reinforcements to the pre-machined profile segments by means of self-tapping screws at a pitch defined by the control program. The SBZ SF2 unit consists of a triple drilling unit for drilling holes for cremone bolts, 2 drilling units for frame assembly holes and a single-tool unit for drilling frame hinges. The unit consists of a transversal belt magazine for the unloading of machined workpieces long up to 3500 mm. The machining units are equipped with soundproofed cabins in the operating part which, in addition to protecting the operator, also reduce the environmental noise impact. The cabin of the SBZ SM can be connected to the swarf exhauster (optional). PVC waste and swarf are collected in 2 drawers at the base of the machining module, which, combined with a belt evacuation system, facilitate and speed up cleaning operations. The line is supplied with an intuitive operator interface for machining list management connected to the production programming software. Industry 4.0 ready.




### Milling unit

The milling module provided on SBZ SM features 11 electrospindles, of which three can be adjusted to perform all necessary machining operations on the PVC profile. In the second machining phase, the drilling units on the SBZ SF2 drill the holes for fitting hinges and the wall mounting holes, and perform the Cremona bolt drilling.



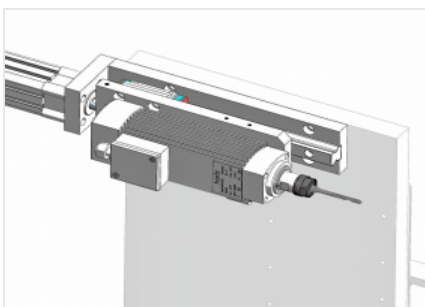
### Cutting unit

The line is equipped with a down-stroking movement with Ø 500 mm blade, which is an integral part of the SBZ SM cutting and milling unit. The cutting disc is expressly designed to cut PVC with a high degree of efficiency and is optimised for precise cutting of gaskets. The numerical control unit allows performing cuts at an angle from -45° to +45° on a vertical axis.



### Screwing unit

The line has 4 pneumatic screwing units with automatic feeding. These units, which are part of the SBZ SF2 supply, are mounted on a bridge structure which performs the screwing of the metal reinforcement in profiles for sashes and frames. Other two screwing units, one dedicated to profiles for sashes and the other for frames, can optionally be featured on SBZ SF2, fitted on a rotary base with automatic movements on 2 NC axes.



### Drilling unit for wall mounting

Two drilling units, fitted on a rotary base with automatic movements on 2 NC axes, are used to perform machining for wall mounting of frames.



### Seamless technology (Optional)

The line can be perfectly integrated with Seamless counterblock technology for zero-seam welding. An optional CONTOUR module for the contouring required for this welding technology can be integrated into the profile machining process. An intuitive and efficient software allows defining the machining paths by interpolation of the profile edge; the contouring programmes can be differentiated based on colour and film of the different types of profile.



### Line management software

The line is equipped with a simple and ergonomic user interface, which allows machining the work flows in an efficient and balanced way. The totem has a Wi-Fi antenna for connecting the machine to the network that ensures both interconnection with the production programming, through specific drivers, and remote connection for the management of the technical service in case of need.

**MACHINE SPECIFICATIONS**

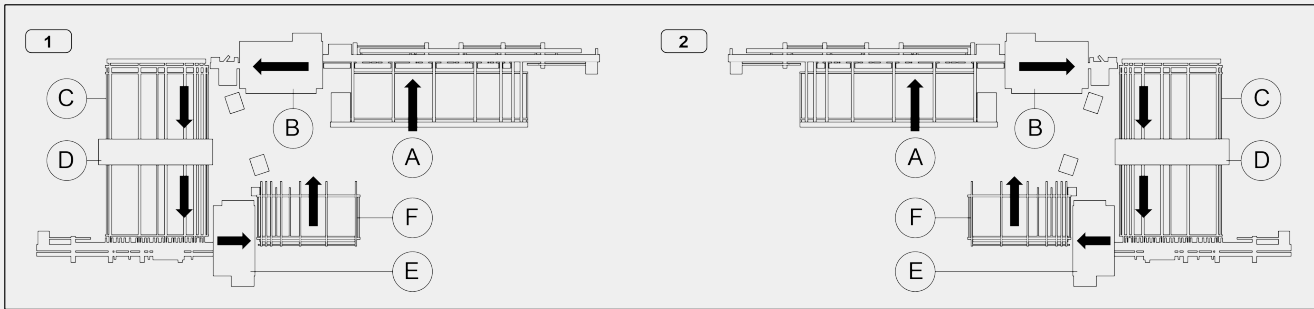
|   |       |
|---|-------|
| Number of controlled axes   | 25    |
| Standard milling unit no. (SBZ SM)                                      | 11    |
| Cutting unit  | ●     |
| Contour unit: milling for seamless welding                              | ○     |
| Dowel drilling units no. (SBZ SF2)                                      | 2 / 4 |
| Triple drilling unit  | ●     |
| Single-tool unit for drilling hinges                                    | ●     |
| Multi-tool unit for drilling hinges                                     | ○     |
| Screwing units on SBZ AS 2/2  | 4     |
| Bar positioning speed (m/min)   | 50    |
| Bar dimension check   | ●     |
| Operating pressure (bar)  | 6 ÷ 8 |
| Air consumption (NI/min)  | 1.600 |
| Installed power (kW)  | 28,8  |
| Programmable digital adjustment of the clamp pressure                   | ●     |
| Presetting for machining of PVC profiles with fiber-glass reinforcement | ○     |

**WORK AREA**

|                                   |     |
|-----------------------------------|-----|
| Minimum profile height (mm)       | 45  |
| Minimum profile width (mm)        | 40  |
| Maximum profile height (mm)       | 160 |
| Maximum width of the profile (mm) | 130 |
| Maximum reinforce thickness (mm)  | 3   |

LAYOUT

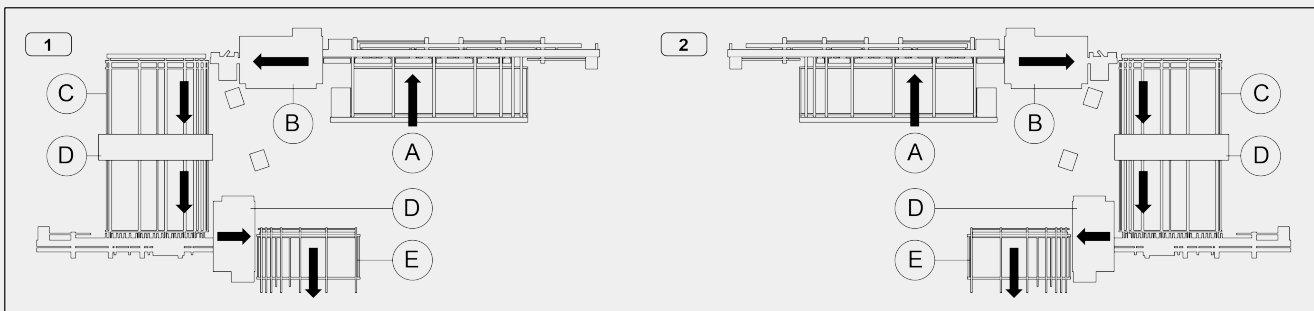
"C" configuration (loading and unloading on the same side)



1 - Right feed

2 - Left feed

"S" configuration (loading and unloading on opposite sides)



1 - Right feed

2 - Left feed

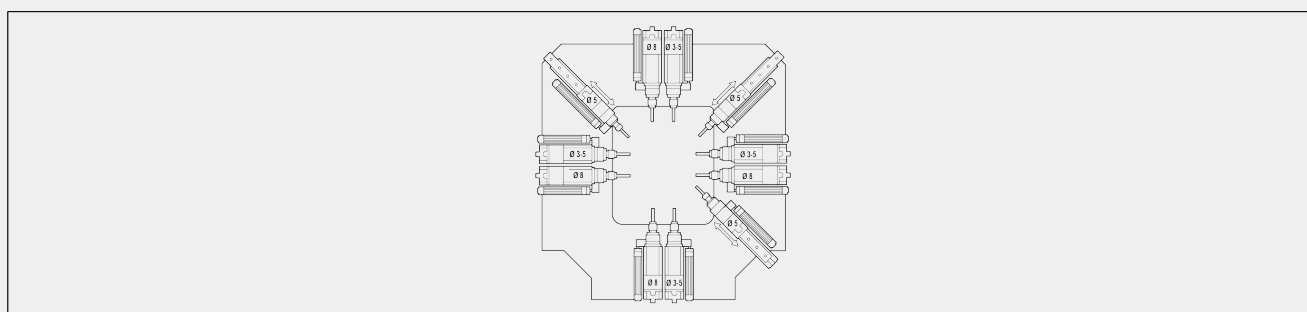
- A - Loading magazine
- B - Milling and cutting unit - optional provision for seamless machining
- C - Transport magazine
- D - Screwing unit
- E - Drilling unit
- F - Unloading magazine

LOADING UNIT: PROFILE POSITIONING

|  |       |
|--|-------|
| Loading feeder with 2 controlled axes gripper                  | ●     |
| Maximum loadable length (mm)                                   | 6.500 |
| Minimum loadable length (mm)                                   | 600   |
| Maximum length that can be machined on a single workpiece (mm) | 6.000 |
| Maximum workpiece length that can be cut (mm)                  | 3.000 |
| Minimum workpiece length that can be cut (mm)                  | 400   |
| Profile loading in concurrent operation time                   | ●     |

**MILLING UNIT**

|                                    |        |
|------------------------------------|--------|
| Maximum power in S1 (kW)           | 1,1    |
| Maximum speed (rpm)                | 18.000 |
| Electrospindles in fixed position  | 8      |
| Electrospindles adjustable with NC | 3      |

**MILLING UNITS WORKING CAPACITY**
**Electrospindle configuration**


Loading side view

**VERTICAL CUTTING UNIT**

|   |             |
|---|-------------|
| Blade diameter at carbide-tipped (mm)               | 500         |
| NC blade positioning                                | -45° ÷ +45° |
| Blade motor power (kW)                              | 2,2         |
| Specific blade design for perfect cutting of gasket | ●           |

**SBZ AS 2/2 SCREWING UNIT**

|   |           |
|---|-----------|
| Screwing front units (frame) no.              | 2         |
| Screwing rear units (sash) no.                | 2         |
| Screw minimum length (mm)                     | 15        |
| Screw maximum length (mm)                     | 20        |
| Screw diameter (mm)                           | 3,9 ÷ 4,2 |
| Discharging time of screw from loader (s)     | 0,1       |
| Bar positioning speed (m/min)                 | 35        |
| Screwing unit heads positioning speed (m/min) | 40        |

**DOWEL DRILLING UNITS**

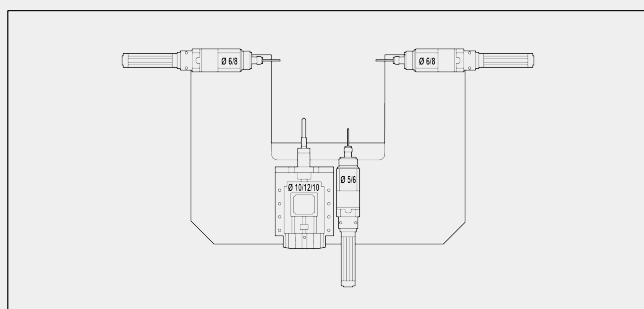
|                          |       |
|--------------------------|-------|
| Maximum power in S1 (kW) | 1,1   |
| Maximum speed (rpm)      | 6.000 |
| Tool diameter (mm)       | 6 / 8 |

**TRIPLE DRILLING UNIT**

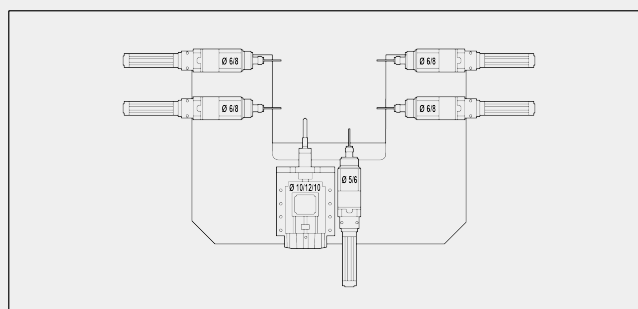
|                          |              |
|--------------------------|--------------|
| Tools diameter (mm)      | 10 / 12 / 10 |
| Maximum power in S1 (kW) | 1,5          |
| Maximum speed (rpm)      | 900          |

**FRAME HINGES DRILLING UNIT**

|                          |       |
|--------------------------|-------|
| Tools diameter (mm)      | 5 / 6 |
| Maximum power in S1 (kW) | 1,1   |
| Maximum speed (rpm)      | 6.000 |

**DRILLING AND SCREWING UNITS WORKING CAPACITY**
**Electrospindle and screwing units configuration - Standard**


Loading side view

**Electrospindle and screwing units configuration - Full optional**


Loading side view

**UNLOADING UNIT**

|  |       |
|--|-------|
| Belt unloading magazine for workpieces of up to 3.500 mm | ●     |
| Belt magazine unloading depth (mm)                       | 1.800 |
| Extraction NC clamp                                      | ●     |
| Fast profile unloading system                            | ●     |

Included ● Available ○