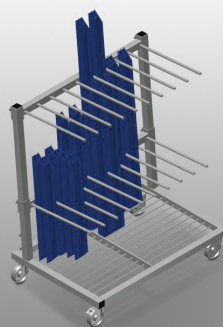



## *PWS 1000*

### Transport and trolleys




Profile trolley for vertical storage and transportation of profiles. Stable steel construction. Vertical profile transportation. Profile trolley with loading on one side. Easy loading and unloading. Sufficient for 30-40 profile bars. Compartment divider height is adjustable. Supporting surface with bar grid floor. Four swivel castors, two of which with locking stop.




### Easy loading and unloading

Profile trolley with loading on one side




### Compartment dividers

Compartment divider height is adjustable. Compartment width 100 mm. Compartment depth 540 mm




### Supporting surface

Supporting surface with bar grid floor



### Casters

Four casters, two of which have a fixing brake, provide a high degree of mobility and easy, safe handling



### Plastic protector (Optional)

All supporting surfaces have a non-slip PVC cladding which protects surfaces from damage during storage

**PWS 1000 / TRANSPORT AND TROLLEYS****DIMENSION AND WEIGHT**

Length (mm)	1.200
Width (mm)	800
Height (mm)	1.360
Weight (kg)	60

**STORAGE CAPACITY**

Compartment dividers	2
Compartments	9
Compartment width (mm)	100
Compartment depth (mm)	540
Support height (mm)	1.150
Load capacity (kg)	350
Quantity of profile bars	30 - 40

**CHARACTERISTICS**

Profile trolley with loading on one side	●
Supporting surface with bar grid floor	●
Plastic protection	○
Swivel castors diameter (mm)	125

Included ● Available ○