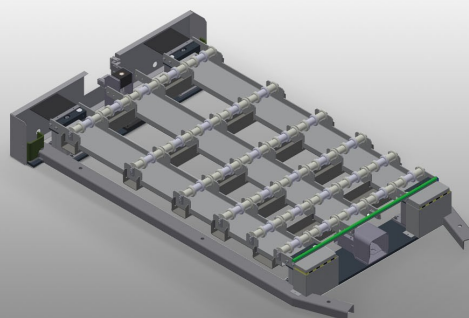
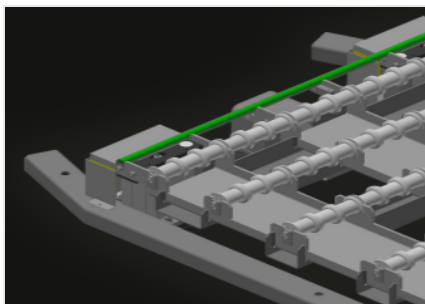


GHS 15

Transport and trolleys

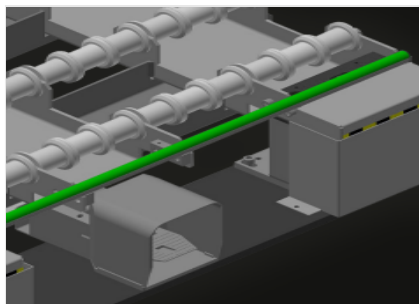


Easy handling of sheets of glass in combination with glass transport trolley GFW 15. With a pneumatic lifting unit controlled with a foot valve, max. travel = 50 mm. Lower roller conveyors equipped with 15 x 4 PVC rollers in total. Complete with draw-in mechanism for glass transport trolley GFW 15. Basic dimensions: 2.100 x 1.250 mm.



Supports

Lower supporting surfaces with lifting rollers for easier loading and unloading



Lifting unit

Lifting unit for transferring sheets of glass to glass transport trolley GFW 15, controlled with a foot valve, max. travel = 50 mm



CHARACTERISTICS

Length (mm)	2.100
Width (mm)	1.250
Height (mm)	250
Maximum travel (mm)	50
Weight (kg)	100

Included ● Available ○